

## Mathematics Parent Score Report

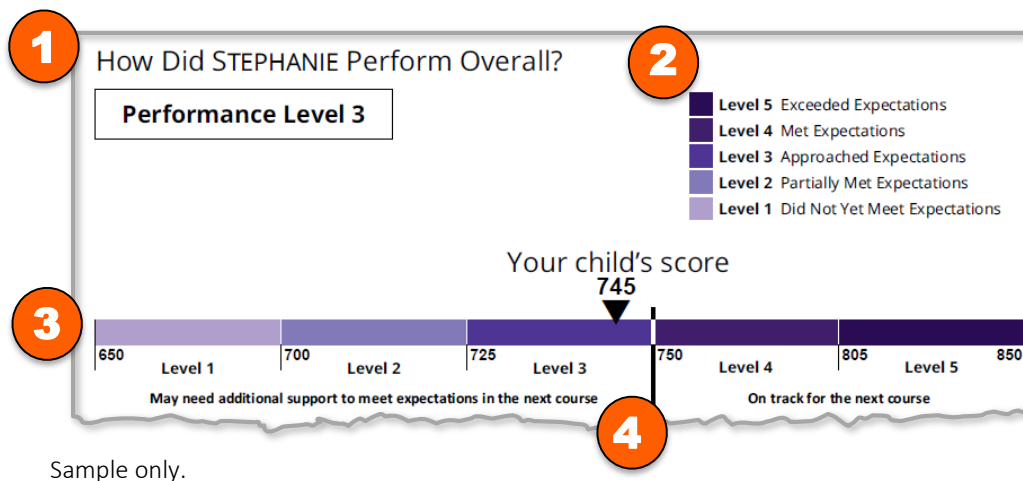
The PARCC test measures how well students are meeting academic expectations and learning the knowledge and skills they need to stay on track in school and after high school – in college or a career. The test measures complex skills like critical thinking and problem-solving. The PARCC test is just one of many ways that teachers and schools measure whether your child is on track for success.

Teachers use the scores to improve teaching and learning, and to customize instruction to meet each student's needs. Parents receive one report for English language arts and one for mathematics.

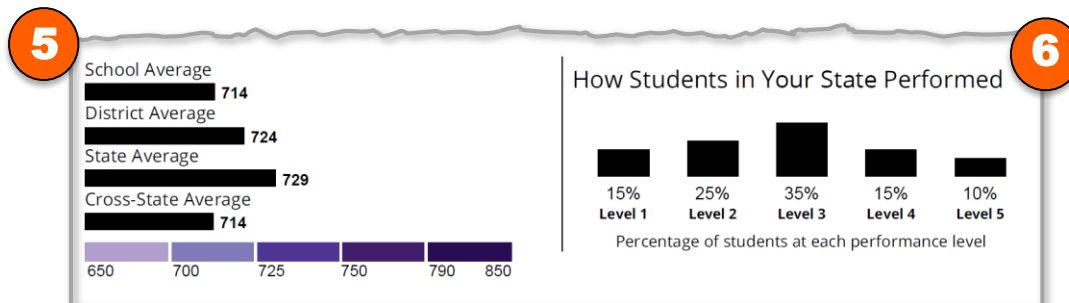
Important improvements were made to the test this year. It is now 90 minutes shorter for most students, and it was easier for schools to administer the test because students now take the test during a single testing window. The results will come back sooner, too – by early fall or sooner.

**NOTE: Below is a sample score report. It does not include your child's scores or information. Ask your child's school for his or her score report.**

## Key Information in the Score Report



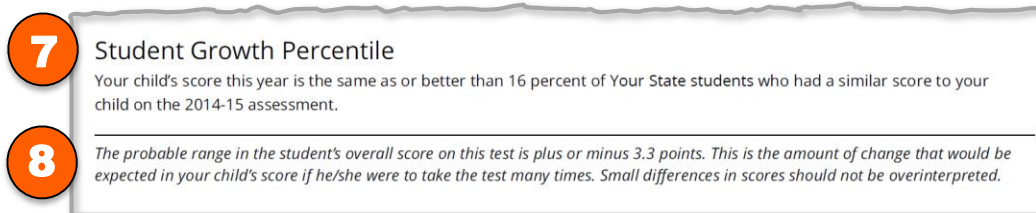
- 1 How did your child do overall?** Your child's score (see below) fits into one of five performance levels. Level 1 is the lowest performance level; Level 5 is the highest. See #2 for an explanation of what each level means.
- 2 What does each performance level mean?** Level 4 is the target. It shows that your child has met expectations and is well prepared for the next grade level or course. (This is what some states call "proficient.") Levels 1, 2 and 3 show a child did not fully meet expectations. Level 5 shows the child did better than what is expected for the grade level or course.
- 3 What was my child's score?** The purple bar graph shows the score ranges for each performance level. In addition to the exact score, the black triangle shows how close your child's score is to the next performance level.
- 4 Is my child on track?** The words under the purple bar graph show that students who score at Level 1, 2, or 3 may need extra help to be successful at the next grade level. Students performing at Level 4 or Level 5 are on track for the next grade level or course. *Not all states include this language in the parent score report.*



Sample only

**5** **How do I compare scores?** Unlike many previous state test score reports, PARCC score reports show how your student is performing compared to the average for students in the same grade or course in the school, district, and state. Some states also include a comparison to students in all states that took the test, called the cross-state average.

**6** **How did students in my state do?** This shows the percentage of students at each performance level in your state. This gives you a sense of how students are doing overall in your state, and how your child's performance compares.



Sample only

**7** **Is my child improving compared to last year?** Student Growth Percentile (SGP) shows how your child's improvement from last year compares to other students' improvement. In other words, compared to other students who scored the same as your child did last year, how much did your child's achievement improve? The higher the SGP, the better your child did, compared to other students who scored the same as your child did last year. An SGP of 50 percent or more means they improved more than most students who scored the same as they did last year. An SGP of 49 percent or less means they did not improve as much as other students who scored the same as they did last year. Not all states include the Student Growth Percentile in the parent score report.

**8** **How precise is my child's score?** Similar to public opinion polls, which have a "margin of error," test scores are accurate within a few points. If your child were to take the test on another day, his/her score might be slightly higher or lower. This shows the likely variation in scores for your child. Check your child's score report to see what the probable range is. Not all states include the probable range in the parent score report.

## Side 2 of the Parent Score Report

### How Did Your Child Perform in Areas of Mathematics?

**9**

**↓ MAJOR CONTENT**

Your child performed about the same as students who **did not yet meet or partially met expectations**. Students meet expectations by solving problems involving arithmetic operations on polynomials, linear, quadratic, and exponential equations, an understanding of functions, and interpreting algebraic expressions, functions, and linear models.

**↑ EXPRESSING MATHEMATICAL REASONING**

Your child performed about the same as students who **met or exceeded expectations**. Students meet expectations by creating and justifying logical mathematical solutions and analyzing and correcting the reasoning of others.

**↑ ADDITIONAL & SUPPORTING CONTENT**

Your child performed about the same as students who **met or exceeded expectations**. Students meet expectations by solving problems involving properties of rational and irrational numbers, writing algebraic expressions in equivalent forms, systems of equations, interpreting data, and linear, quadratic, and exponential models.

**↔ MODELING & APPLICATION**

Your child performed about the same as students who **approached expectations**. Students meet expectations by solving real-world problems, representing and solving problems with symbols, reasoning quantitatively, and strategically using appropriate tools.

**10**

**LEGEND**

Your child performed about the same as students who:

Met or Exceeded Expectations	Approached Expectations	Did Not Yet Meet or Partially Met Expectations
------------------------------	-------------------------	--

**9** **How did my child do in different areas of mathematics?** This section shows where your child is excelling and where he/she needs extra support. Each area, such as *major content* and *expressing mathematical reasoning*, includes a description of what it looks like to meet the expectations.

**10** **What do the arrows mean?** The arrows give you a quick rundown on how your child is doing compared to students who are meeting expectations. The legend explains that in words.

## How will my child's school use the results?

The test results provide just one measure – a snapshot in time – of student achievement. Although schools should never make important decisions about students based on one measure alone, the tests provide families with objective information about whether their children are academically on track and they help educators compare the performance of their students with others across the state, and even other states.

Schools and districts can use the report information to better plan instruction, support, and enrichment for students. Teachers can use this information to personalize instruction to meet individual student needs. Parents can use this information to understand their child's needs and strengths and work with their teachers and school to support their child at home.

## How can I use my child's score report?

It is important to have regular check-ins with teachers to help ensure your child is learning the skills necessary to remain on track.

Ask your child's teachers:

- What do you see as my child's academic strengths and areas for improvement?
- How will you use these test results to help my child make progress this school year?

Ask your child's principal or teacher for information on the school curriculum and the types of learning experiences provided to students. You may also wish to ask about how local and state test results contribute to school improvements.

## Where can I find more resources?

- [UnderstandTheScore.org](http://UnderstandTheScore.org) – View sample test questions and learn more about how parents and teachers can use the information from the score reports.
- [Pta.org/parents](http://Pta.org/parents) – Learn more about grade level expectations and view the PTA's parent guides for student success.
- [Bealearninghero.org](http://Bealearninghero.org) – Tips on how to help your child succeed in school.
- [Greatschools.org/gk/common-core-test-guide](http://Greatschools.org/gk/common-core-test-guide) – Find out what skills your child should learn at each grade level and course and how you can help at home.